

Willoughby Stainless Fountains



WOBF-1RM Series Stainless Steel Rear Mounted Bottle Filler

Standard Features

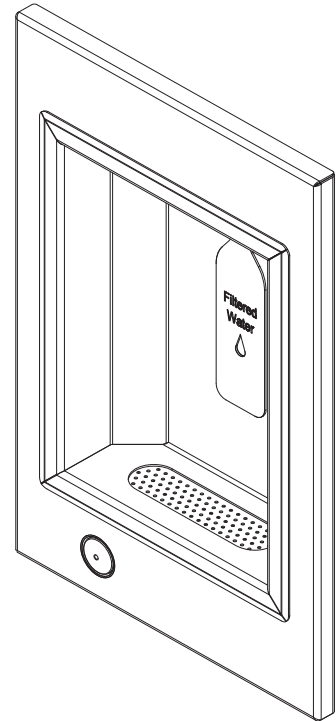
Stainless Steel, Rear Mounted, Bottle Filler shall be:
Willoughby Model No. **WOBF-1RM**.

Model **WOBF-1RM** bottle filler shall be constructed of a vandal resistant 304 stainless steel.

Filler spout shall be activated by a solid stainless steel pushbutton assembly which controls a lead-free, self-closing valve. Pushbutton operation shall require less than 5 lbs. of force to activate.

Model **WOBF-1RM** bottle filler shall be lead-free and in compliance with ANSI/NSF 61, Section 9 requirements.

Anchoring shall be by standard 4-point system. Ø1/2" threaded rods, nuts and washers shall be furnished for walls up to 8" thick.



Recommended Specifications

- * Simple, vandal-resistant pushbutton
- * Quick, 1-gallon-per-minute fill rate
- * Standard heavy duty type 304 14 Ga. stainless steel
- * Solid stainless steel vandal resistant anti-rotation filler spout
- * Replaceable in-line charcoal filter on inlet water supply
- * Promotes use of environmentally friendly refillable bottles, reducing use of disposable bottles
- * Compliant to ADA reach height guidelines
- * Powder coat finish (color options on page 2)

To specify fixture and options, use the Model Number and Options page.

Example: To specify a WOBF-1RM rear mounted bottle filler with single temp non-metering valve, recessed pushbutton, and in Silver color.

Use the following Willoughby Model Number: WOBF-1RM-RPB-SL



WARNING: Cancer and Reproductive Harm

- www.P65Warnings.ca.gov

visit our website at www.willoughbystainlessfountains.com

5105 West 78th Street • Indianapolis, IN. 46268
(317) 875-0830 • Fax: (317) 875-0837 • (800) 428-4065



MADE IN THE U.S.A.

WSF2-19

MODEL NUMBER AND OPTIONS:

1.) Type:

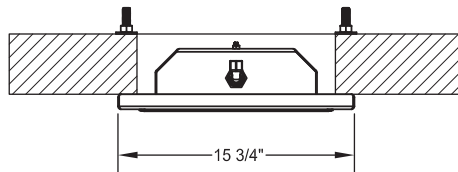
☐ WOBF-1RM-RPB

Stainless Steel, Rear mounted,
Bottle Filler

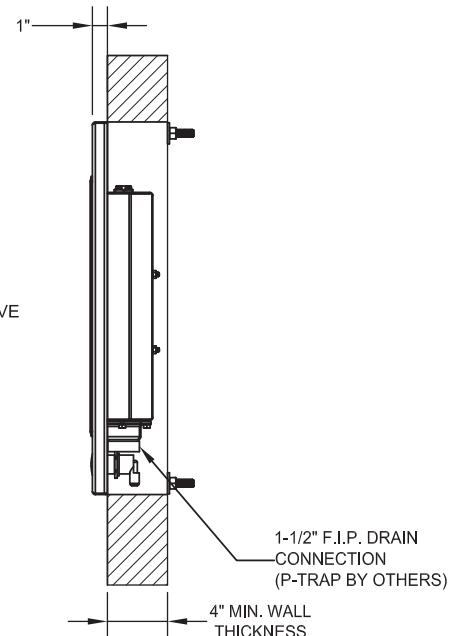
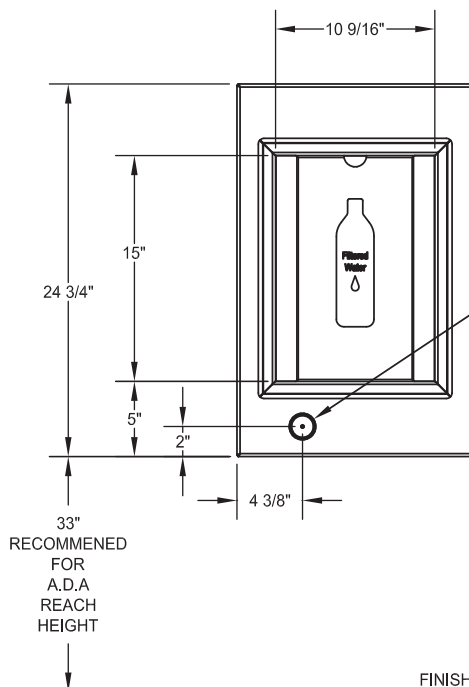
3.) Colors (select one):

- | | |
|------------------------------|---------------------|
| <input type="checkbox"/> SL | Silver |
| <input type="checkbox"/> G | Green |
| <input type="checkbox"/> R | Red |
| <input type="checkbox"/> BL | Blue |
| <input type="checkbox"/> O | Orange |
| <input type="checkbox"/> V | Violet |
| <input type="checkbox"/> Y | Yellow |
| <input type="checkbox"/> BR | Brown |
| <input type="checkbox"/> BK | Black |
| <input type="checkbox"/> BE | Beige |
| <input type="checkbox"/> W | White |
| <input type="checkbox"/> YG | Yellow Green |
| <input type="checkbox"/> LBL | Light Blue |
| <input type="checkbox"/> GT | Graphite (Textured) |
| <input type="checkbox"/> MTW | Matte White |

Approved For Manufacturing By: _____ Date: _____ Company: _____
Wall Thickness: _____ Wall Type: _____



VERIFY ALL DIMENSIONS WITH FACTORY PRIOR TO ROUGH-IN
WILLOUGHBY RESERVES THE RIGHT TO MAKE CHANGES IN DESIGN AND
DIMENSIONS WITHOUT FORMAL NOTICE AND WITHOUT INCURRING OBLIGATION.



visit our website at www.willoughbystainlessfountains.com

5105 West 78th Street • Indianapolis, IN. 46268
(317) 875-0830 • Fax: (317) 875-0837 • (800) 428-4065



MADE IN THE U.S.A.