

# Willoughby Stainless Fountains



## WODF-2FA Series Outdoor Drinking Fountain Front Approach

### Recommended Specifications

Willoughby Model **WODF-2FA** outdoor drinking fountain, front approach is a dual-level, vandal resistant drinking fountain with Type 304 stainless steel 10" Schedule-10 main column and 7 GA. flange.

Fountain shall have high-polished, 18 GA. stainless steel bowls with anti-rotation, anti-squirt, solid stainless steel bubblers. Bubblers shall be activated by pedestal mounted solid stainless steel push button assemblies, which control lead-free, self-closing valves.

Push buttons shall require less than 5 lbs. of force to operate. Push buttons shall be adjustable to ensure adequate flow without being wasteful. **WODF-2FA** fountain shall be lead-free, adhering to ANSI/NSF 61, Section 9, ANSI A117.1. Fixtures in (HC) and (CHD) configurations shall meet American Disabilities Act of 2010 (ADA) compliance requirements.

Optional mounting kit available for purchase consisting of stainless steel anchors, nuts, washers and rubber gasket washers. If optional kit is not used, stainless steel hardware recommended.

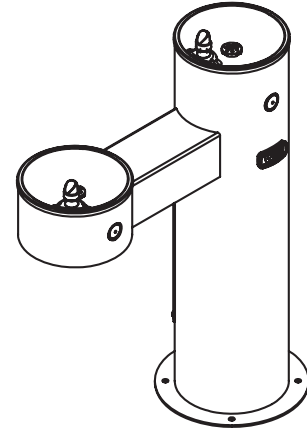
### Standard Features

- \* Adult ADA and Child (JR.) ADA compliant fixture configurations available
- \* Heavy duty Type 304 stainless steel 10" Schedule-10 main column and 7 GA. flange
- \* Optional marine-grade Type 316 stainless steel body for installations near salt water
- \* High polished stainless steel bowls
- \* Solid stainless steel, anti-rotation bubblers
- \* Serviceable mesh strainer on inlet water supply
- \* Heavy-duty main column access panel
- \* Resistant to sunlight, heat and vandalism
- \* Stainless steel adjustable push buttons
- \* Powder coat finish (color options on page 2)

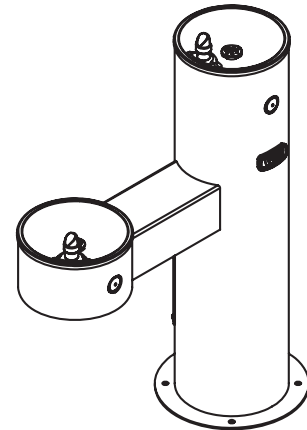
To specify fixture and color, use the Model Number and Options Guide.

Example: To specify a WODF-2FA outdoor drinking fountain with Child-height (JR. ADA) bowl, in Green color

Use the following Willoughby Model Number: **WODF-2FA-CHD-G**



WODF-2FA-HC



WODF-2FA-CHD



**WARNING:** Cancer and Reproductive Harm

- [www.P65Warnings.ca.gov](http://www.P65Warnings.ca.gov)

visit our website at [www.willoughbystainlessfountains.com](http://www.willoughbystainlessfountains.com)

5105 West 78th Street • Indianapolis, IN. 46268  
(317) 875-0830 • Fax: (317) 875-0837 • (800) 428-4065



MADE IN THE U.S.A.

## MODEL NUMBER AND OPTIONS:

### 1.) Outdoor Drinking Fountain Type:

☐ WODF-2FA Two-bowl Outdoor Drinking Fountain, Front Approach

### 2.) Bowl Height (other than main column bowl):

☐ HC Adult ADA Compliant  
☐ CHD Child (JR. ADA Compliant)

### 3.) Options:

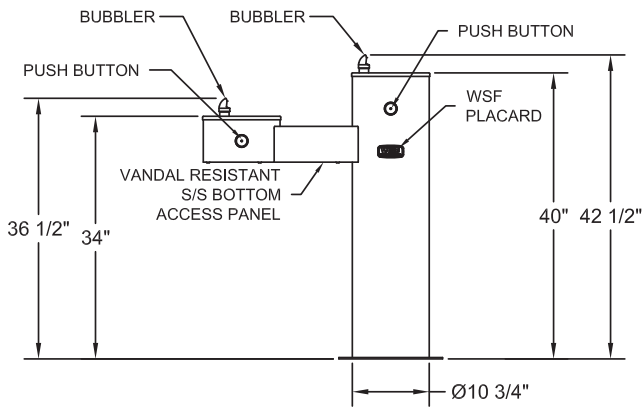
☐ 316-2 316 Stainless Steel Body, Double  
☐ CAR-1 Surface Carrier, Single (Including mounting hardware)  
☐ SOV Shut Off Valve  
☐ SCV Seasonal Bowl Covers (2)  
☐ JF Jug Filler  
☐ HBE Hose Bibb Exposed  
☐ HBLD Recessed Hose Bibb w/ Lock Door  
☐ HH Hose / Leash Hanger  
☐ FW Foot Wash  
☐ WSFMK4 4 Bolt Hole Mounting Kit (Not req'd with Carrier option)

### 4.) Colors (select one):

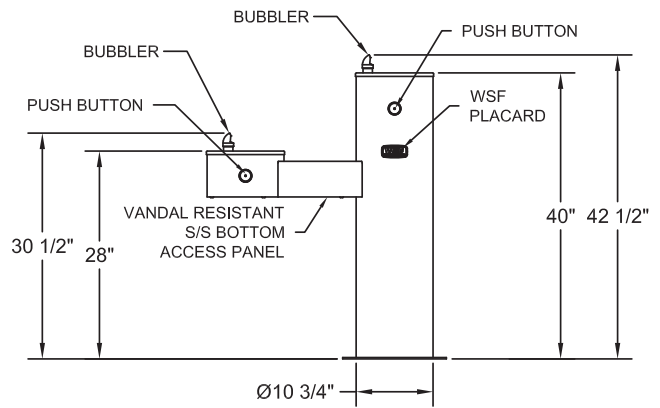
☐ SL Silver  
☐ G Green  
☐ R Red  
☐ BL Blue  
☐ O Orange  
☐ V Violet  
☐ Y Yellow  
☐ BR Brown  
☐ BK Black  
☐ BE Beige  
☐ W White  
☐ YG Yellow Green  
☐ LBL Light Blue  
☐ GT Graphite (Textured)  
☐ MTW Matte White

Approved For Manufacturing By: \_\_\_\_\_ Date: \_\_\_\_\_ Company: \_\_\_\_\_

Wall Thickness: \_\_\_\_\_ Wall Type: \_\_\_\_\_

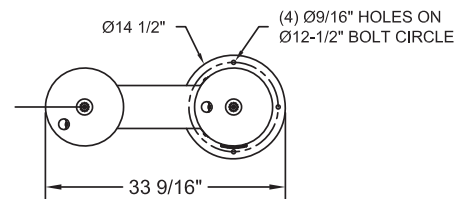


WODF-2-HC



WODF-2-CHD

Note: Access panel is on back side of unit.



WODF-2-HC &  
WODF-2-CHD

VERIFY ALL DIMENSIONS WITH FACTORY PRIOR TO ROUGH-IN  
 WILLOUGHBY RESERVES THE RIGHT TO MAKE CHANGES IN DESIGN AND  
 DIMENSIONS WITHOUT FORMAL NOTICE AND WITHOUT INCURRING OBLIGATION.

visit our website at [www.willoughbystainlessfountains.com](http://www.willoughbystainlessfountains.com)

5105 West 78th Street • Indianapolis, IN. 46268  
 (317) 875-0830 • Fax: (317) 875-0837 • (800) 428-4065



MADE IN THE U.S.A.

© Rev. 10/2022