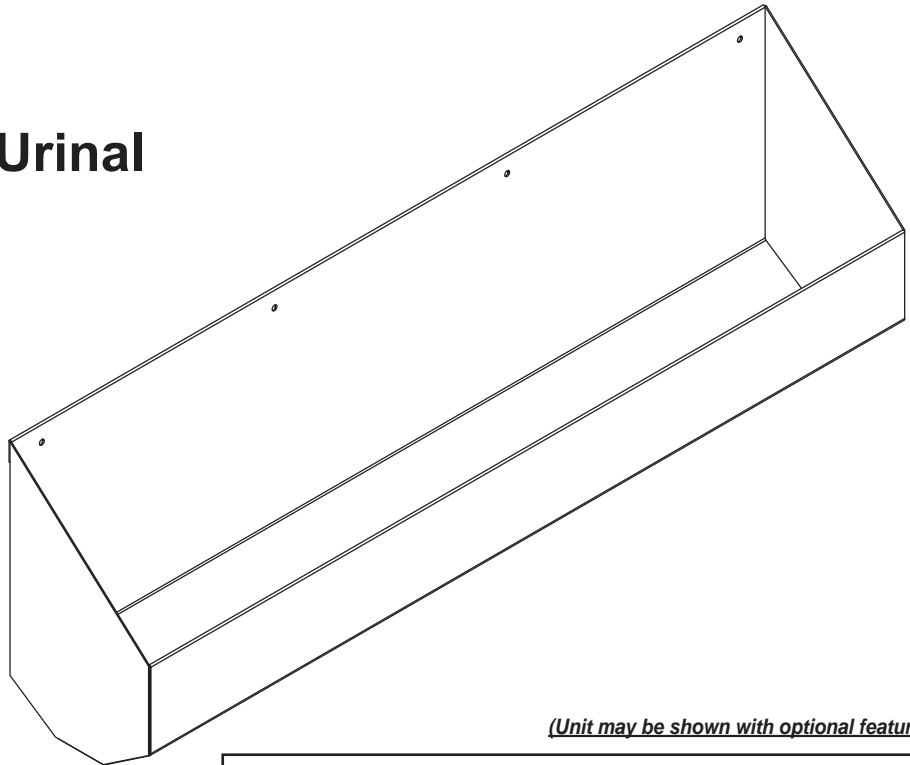


# Willoughby Stainless Fountains



## WWU-1500 Series Stainless Steel Multi-Person Waterless Trough Urinal



*(Unit may be shown with optional features)*

### Recommended Specifications

Stainless Steel, Multi-Person Waterless Trough Urinal shall be:  
Willoughby Model No. **WWU-15**\_\_\_\_  
(Select from model number and options list on next page)

Fixture is fabricated from 14 GA., Type 304 stainless steel. The construction shall be all-welded with exposed stainless surfaces polished to a #4 satin finish.

Standard equipment shall include:

- Beehive strainer with Ø1-1/2", 2" long tailpiece

To specify fixture and accessories, use the Model Number and Options page.

Example: To specify a 36" Stainless Steel, Multi-Person Waterless Trough Urinal

Use the following Willoughby Model Number:

**WWU-1536**

Anchoring shall be from the front, anchoring holes provided.  
Anchor hardware by others.

Unit requires no chase area for installation and maintenance.



**WARNING:** Cancer and Reproductive Harm

- [www.P65Warnings.ca.gov](http://www.P65Warnings.ca.gov)

visit our website at [www.willoughbystainlessfountains.com](http://www.willoughbystainlessfountains.com)

5105 West 78th Street • Indianapolis, IN. 46268  
(317) 875-0830 • Fax: (317) 875-0837 • (800) 428-4065



MADE IN THE U.S.A.

## MODEL NUMBER AND OPTIONS:

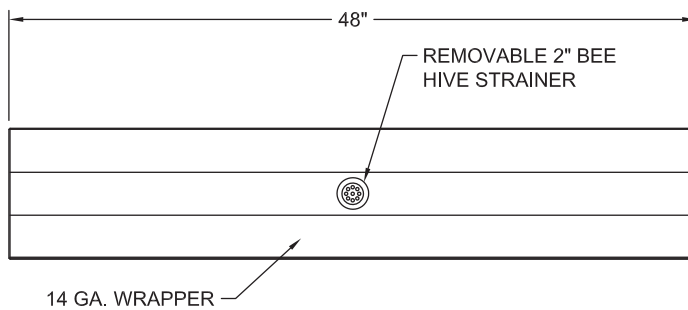
### 1.) Base Model Number:

- ☐ WWU-1536 36" Stainless Steel, Multi-Person, Waterless Trough Urinal
- ☐ WWU-1548 48" Stainless Steel, Multi-Person, Waterless "
- ☐ WWU-1560 60" Stainless Steel, Multi-Person, Waterless "
- ☐ WWU-1572 72" Stainless Steel, Multi-Person, Waterless "
- ☐ WWU-1596 96" Stainless Steel, Multi-Person, Waterless "

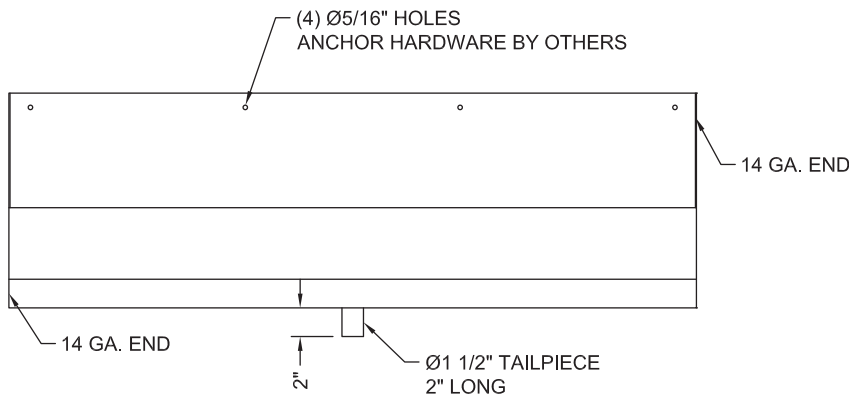
### 2.) Options:

- ☐ BKSPL36 36" x 36" 14 GA. Stainless Steel Backsplash
- ☐ BKSPL48 36" x 48" 14 GA. "
- ☐ BKSPL60 36" x 60" 14 GA. "
- ☐ BKSPL72 36" x 72" 14 GA. "
- ☐ BKSPL96 36" x 96" 14 GA. "
- ☐ Other \_\_\_\_\_
- ☐ Other \_\_\_\_\_

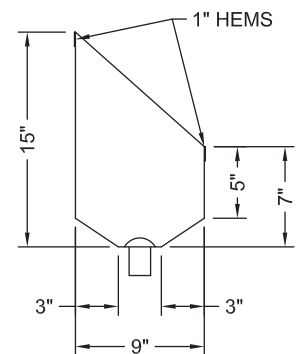
Approved For Manufacturing By: \_\_\_\_\_ Date: \_\_\_\_\_ Company: \_\_\_\_\_  
 Wall Thickness: \_\_\_\_\_ Wall Type: \_\_\_\_\_



PLAN VIEW



FRONT VIEW



SIDE VIEW

VERIFY ALL DIMENSIONS WITH FACTORY PRIOR TO ROUGH-IN  
 WILLOUGHBY RESERVES THE RIGHT TO MAKE CHANGES IN DESIGN AND  
 DIMENSIONS WITHOUT FORMAL NOTICE AND WITHOUT INCURRING OBLIGATION.

visit our website at [www.willoughbystainlessfountains.com](http://www.willoughbystainlessfountains.com)

5105 West 78th Street • Indianapolis, IN. 46268  
 (317) 875-0830 • Fax: (317) 875-0837 • (800) 428-4065



MADE IN THE U.S.A.